



AMERICAN BOARD OF CERTIFICATION
FOR GASTROENTEROLOGY NURSES

Value of GI Certification

Bonnie Streeter, MSN RN CGRN
ABCNG President

Disclosures



- ▲ None

Agenda



- ▲ Review ABCGN 2025-2027 Strategic Plan
 - ▲ 2025 Strategic Goals
- ▲ Review Important Dates for certification
- ▲ Review the application Process/ Important Information
- ▲ Discuss Resources / Study Tips
- ▲ Discuss my Journey to Certification




ABCGN Strategic Pillars

Goal 1: Increase the value of maintaining the CGRN credential.

Goal 2: Innovate and stay ahead of certification best practices for both initial exam and recertification.

Goal 3: Promote ongoing development of GI nursing certification through outreach and expansion of market.



Goal 1: Increase the value of maintaining the CGRN credential.



Market

Market the value of being CGRN certified.

- ABCGN Will develop a clear and concise statement of value of CGRN credential on website.



Educate

Educate employers on value of CGRN.

- Collect 3+ video testimonials (new and recert) per year to use on social and website platforms.




Increase

Increase facility recognition of CGRN credential.


- Upgrade Excellence in Professionalism award to include individuals' names for institution recognition.

Goal 2: Innovate and stay ahead of certification best practices for both initial exam and recertification.



Integrate AI in initial cert & recert.

ABCGN is launching AI Item Writing in May 2025



Increase CGRN certifications

ABCGN will research the use of micro-credentials

Goal 3: Promote ongoing development of GI nursing certification through outreach and expansion of market.



Increase and diversify the market for GI nursing certification.

ABCGN will market to ASCs with a goal of 40 new applicants per year due to campaign.



Increase collaboration and presence within the GI nursing community.

ABCGN will exhibit and/or present at 2 regional conferences per year



Increase the number of institutions/ companies engaging with ABCGN.

ABCGN will launch employer program in 2025.

Path to Certification



- ▲ How can certification help you:
 - ▲ Expand your role in providing patient services
 - ▲ Advance in your career
 - ▲ Improve patient care and
 - ▲ Find greater satisfaction with your job

- ▲ How can certification help you:
 - ▲ Certification validates your qualifications and your advanced competence.
 - ▲ Certification demonstrates your professional aspirations and your desire to improve the quality of patient care and delivery of services.
 - ▲ Certification rewards your continuing efforts to improve your knowledge and skills in your profession.
 - ▲ Certification reflects your commitment in time, effort and expense to gastroenterology nursing.
 - ▲ Certification assures professional recognition from your peers and colleagues.

Path to Certification



Certification is a voluntary process of validating knowledge, skills and abilities beyond the scope of RN licensure. Nursing certification has benefits for patients and families, employers, and nurses. The body of research relating to certified practice is also growing, quantifying the outcomes of certified nursing practice.

Certification will help you gain recognition for both your competence and your professionalism. Don't get left behind. Get certified.

<https://www.abcgn.org/Certification/Whats-Your-Path-To-Certification>

▲ CGRN Exam Eligibility

- ▲ Must be in Gastroenterology full time for 2 years or 4000 hours part-time in the past 5 years
- ▲ Full time industry nurses must spend at least 40% in clinical area
- ▲ Submit references from 2 industry specialists that can verify your information and work experience
- ▲ Provide unrestricted United States or Canadian Nursing License

Important Dates



▲ **Spring - May Exam**

- ▲ Jan 1 – Feb 28 – Application Open
- ▲ March 15 – Authorization emails sent
- ▲ May 1 – 31 – Exam testing
- ▲ July 1 – 31 – Certificates and Pins mailed to successful candidates

▲ **Fall – October Exam**

- ▲ June 1 – July 31 – Application Open
- ▲ August 15 – Authorization emails sent
- ▲ Oct 1 – 31 – Exam testing
- ▲ Dec 1 – 31 – Certificates and Pins mailed to successful candidates

Applying Made Easy



- ▲ Apply in 4 easy steps:
 1. Demographic Info
 2. Work Experience
 3. Validation of Professional Qualifications
 4. Payment
- ▲ Instant communications
- ▲ Testing Options:
 - ▲ Test Center
 - ▲ Live Remote Proctoring

The screenshot displays the 'My Credentials' dashboard. At the top, there is a search bar and two tabs: 'SHOW ACTIVE ONLY' and 'SHOW ALL'. The main content area features a card for 'CGRN Exam Application [Current Phase: Initial Application]'. This card includes a progress indicator (5 Steps: 0/5), a status of 'In Process', and fields for 'Name (Short): CGRN', 'Number: TBD', and 'Expiration Date: TBD'. A note explains that each step turns green when completed. Below the card, a 'Steps' section lists four items, all marked as 'Incomplete' with a due date of 07/22/2024:

- 1. Application Form** (Dynamic form): The CGRN certification is awarded to individuals who meet established eligibility criteria and who pass an examination cover...
- 2. Work Experience** (Dynamic form): CGRN Exam Candidates: ...
- 3. Validation of Professional Qualification** (Dynamic form): CGRN Candidates are required to submit the names and contact information of 2 practitioners in the specialty (physicians...
- 4. Certification Fee** (Fees): The entire certification exam fee is due in U.S. dollars upon submission of your application. **All applications will be audited t...**

Important Information

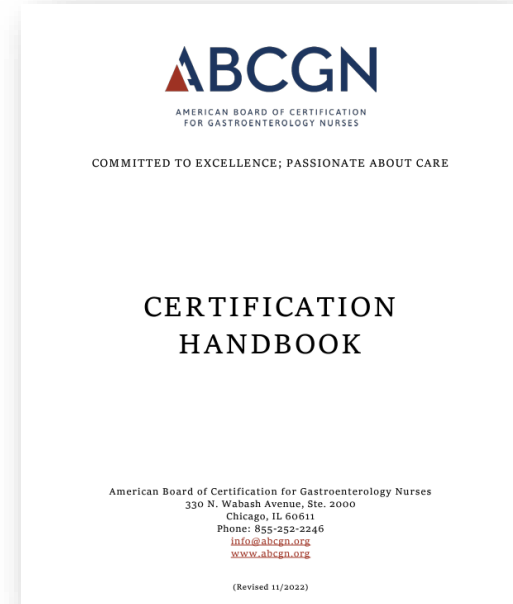


- ▲ Certification Handbook
- ▲ ABCGN – Certify Webpage
 - ▲ <https://www.abcbgn.org/Certify>
- ▲ Questions:
 - ▲ info@abcbgn.org

The screenshot shows the ABCGN website header with the logo and a search bar. Below the logo is a navigation bar with tabs: ABOUT, CERTIFY, RECERTIFY, GI SPECIFIC HOURS APPROVAL, VOLUNTEER, and AWARDS & SCHOLARSHIPS. The main content area is titled "ELIGIBILITY REQUIREMENTS & EXAM INFORMATION" and contains several links with brief descriptions:

- Certification Eligibility Requirements >**
Click on the link above or read the Certification Handbook for more information regarding requirements and eligibility.
- Preparing for the Exam >**
Click on the link above for more information regarding exam applications and ADA accommodation requests.
- Taking the Exam >**
Click on the link above for more information regarding in-person and remote live proctoring options.
- Exam Information >**
Click on the link above for more information about the CGRN exam.

At the bottom, there is a "Get Help" section with contact information for testing centers and ADA accommodations, and a recommendation to read the Certification Handbook and review Exam Resources before applying.



Content Outline / Exam Blueprint



- ▲ CGRN Test Blueprint - <https://www.abcgn.org/Certification/CGRN-Test-Blueprint>

Practice Domains	Percentage Questions on Exam
1. General Nursing Care	21%
2. Gastroenterological Procedures	35%
3. Patient Care Interventions	25%
4. Environmental Safety, Infection Prevention and Control	19%

- ▲ Exam Resources - <https://www.abcgn.org/Certification/Exam-Resources>
 - ▲ **ABCGN Reference Library**
 - ▲ Society of Gastroenterology Nurses and Associates (SGNA): Gastroenterology Nursing: A Core Curriculum **6th Edition**
 - ▲ Sleisenger and Fordtran's: Gastrointestinal and Liver Disease **11th Edition** Volume 1 and Volume 2
 - ▲ Lippincott: Manual of Nursing Practice **11th Edition**
 - ▲ Centers for Disease Control and Prevention (CDC) - Web Reference: www.cdc.gov
 - ▲ SGNA: Manual of Gastrointestinal Procedures **7th Edition**
 - ▲ Association of periOperative Registered Nurses (AORN): 2025 Guidelines for Perioperative Practice
 - ▲ 2025 Nursing Drug Handbook

The above reference books are used when writing and referencing the items on the CGRN exam.

ABCGN does not endorse any exam preparation materials for the CGRN exam. Purchasing exam preparation materials from any source does not ensure that you will receive a passing score on the exam.

- ▲ Gather Support
 - ▲ Identify a study buddy or form a study group.
 - ▲ *One of the benefits of a study group is the psychological support that members receive from each other throughout the study process.*
- ▲ *Develop a study plan*
 - ▲ Develop an outline of study topics from this plan.
 - ▲ Identify one person to put together the study topics.
 - ▲ Choose topics that you are **weak in**.
 - ▲ Give yourself six to 12 weeks for study.

My Journey to Certification and Volunteerism

Questions?

